



District Report Card: 2017


State: Punjab	District: Mansa
Class: 5	Subject: Language
Schools: 61	Students: 1440


Participation/Coverage


Students

GENDER 	Boys		Girls	
	Number	%	Number	%
	762	52.92	678	47.08

AREA 	Rural		Urban	
	Number	%	Number	%
	1244	86.39	196	13.61

CATEGORY 	SC		ST		OBC		GEN	
	Number	%	Number	%	Number	%	Number	%
	966	67.08	2	0.14	186	12.92	286	19.86

CWSN 	LD	VI	HI	S&LD	ID	Oth
	3	2	0	4	4	5

Management 	Government		Government-aided	
	Number	%	Number	%
	1380	95.83	60	4.17

Average Performance of Students in Language (%)

Overall	Gender		Area		Management		Social Group			
	Male	Female	Rural	Urban	Govt.	Aided	SC	ST	OBC	GEN
46.35	44.57	48.35	47.56	38.67	47.29	24.78	46.22	36.67	46.09	47.02

Performance on Learning Outcomes (LOs)

Learning Outcomes	Description	Average Performance(%)
L504	Reads and comprehends independently storybooks, news items/ headlines, advertisements etc.	39.07
L508	Reads text with comprehension, locates details and sequence of events	49.99

Range of Performance of Students who Answered Correctly							
Below 30%		30% - 50%		50% - 75%		Above 75%	
Number	%	Number	%	Number	%	Number	%
372	25.83	370	25.69	508	35.28	190	13.19

Lowest Performing Learning Outcomes (LOs)

- 1 - Reads and comprehends independently storybooks, news items/ headlines, advertisements etc. (39.07)
- 2 - Reads text with comprehension, locates details and sequence of events (49.99)